

We think for ourselves

We share our ideas and support our peers

To

Phonics and early reading at Senacre Wood

We reflect on our learning

at Senacre
Wood...

We create and innovate

The logo for Read Write Inc. Phonics is displayed in a teal rounded rectangle. The words "Read Write Inc." are in a bold, yellow, sans-serif font with a dark blue outline, and "Phonics" is in a teal, sans-serif font below it. The background of the slide features a stylized illustration of a tree with green leaves and a blue sky, with some faint text visible in the background.

Read Write Inc. Phonics

- At Senacre Wood, we follow the Read Write Inc phonics and Get Writing program
- The Read Write Inc phonics program is a systematic synthetic phonics program.
- The program has been approved by the Department for Education







What does phonics look like for your children?

- The children are taught new sounds in the RWI specified order in their Speed sounds lesson.
- Within this lesson they will learn this sound first orally, then by sight and then within words and alien words



look

book

 <p>moom</p>	 <p>goove</p>
 <p>choove</p>	 <p>shoom</p>
 <p>drood</p>	 <p>sploot</p>

Green words and red words

- The children read the story green words from the book they will be reading in class as a group, **before** reading within the story.
- They will then read the speedy green words.
- As a group, they will read the red words (words that are not phonetically decodable) **before** reading within the story.

Story Green Words

Ask children to read the words first in Fred Talk and then say the word.

Big Blob hat bun

Ask children to read the root first and then the whole word with the suffix.

grab → grabs spot → spotty

at ..	mad . . .
sad .. .	dad . . .
sat .. .	mat . . .

Red Words

Ask children to practise reading the words across the rows, down the columns and in and out of order clearly and quickly.

the	of	he
baby	no	to
put(s)	go	be
you	your	are

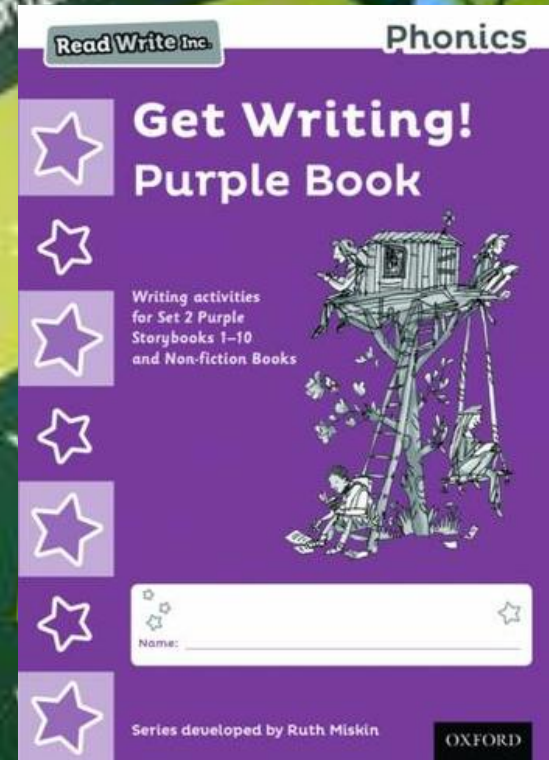
Reading with Read Write Inc

- Children read their coloured story book with their partner, reading a page each
- Their phonics teacher will move around the group, hearing the children read



RWI Get Writing

- Children in Year 1 complete activities within the RWI Get Writing books as their English lesson every morning. With their Phonics teacher







Reading and Phonics assessment

- The children are assessed using the RWI assessments each half term. This determines which coloured group will best suit their abilities the following term
- We complete *Phonics Screening Check* mock tests each half term to assess to children's progress

The Phonics Screening Check

- This is **National** test that takes place for all year 1 children across the country each **June**.
- Historically, the children will need to obtain a score of **32/40** to pass the check
- The check is made up of **40 words** to test the children's phonic knowledge. **20 real words** and **20 nonsense/alien words**
- I will hold a meeting specifically for the PSC nearer the time

Section 2	Section 2
brend 	label
throst 	vanish
stret 	blossom
spraw 	thankful

Page 21 of 24

Reading at home



Why read at home?

- Reading at home helps the children to consolidate the knowledge that they gain when in school
- It gives you, as a parent, a clear understanding of how your child is getting on with their reading
- Reading or being read to increases the amount of vocabulary
- Reading with your child gives them special, uninterrupted time with you where they can build their confidence



'Reading is the best way for your child to grow their vocabulary because books are troves of knowledge with unique language that describes the world around us.'(Scholastic.com)



We explore and exp

We reflect on our lea

ake risks and persevere


create and innovate

our peers

Reading at home

- The children will be given a new RWI Book Bag Book every Monday, this will be written in their reading records.
- They will keep this book ALL WEEK. It is vitally important that children reread texts to improve their fluency and confidence.
- They DO NOT need to read the whole book every night, a page or two is fine
- Every Friday, they will visit the library where they will choose a special library book to keep until the following Friday. This is a book for them to love and treasure and read for pleasure.
- The children that are noticed for making the most effort to read at home this term will be in with a chance to take home Rosie the reading bear and two hot chocolate sachets over the weekend.





We t
our ideas and support our peers
We explore and
s and persevere
We reflect on our
and innovate

A few tips and tricks to take away with you:




BINGO

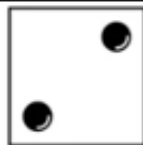
Read a book with a movie adaptation	Read an audiobook	Read a book that someone gave you	Read a book published this year	Book that you can finish in one day
Read wearing sunglasses	Read in bed	Read in a fort	Read while eating	Read in pajamas
Read a book that makes you laugh	Read a book with more than 12 chapters	Read a book with a female heroine	Read a book set in a different country	Read a book by a favorite author
Read to a parent	Read outside	Read with a flashlight or headlamp	Read for 1 hour	Read under a tree
Read a book in a series	Read 30 minutes	Read a book by an author you've never read	Read a nonfiction book	Read an award winning book

Imagination Soup

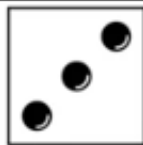





Who was your favourite character and why?




What is the story about?




Who are the main characters?



What was your favourite part of the story?



What questions do you have about the story?



Where was the story set?
(Where did it happen?)

The **MORE** that you
READ, the **more things**
you will **KNOW.**
The **MORE** that you
Learn, the **more places**
you'll **GO.**


Dr. Seuss

[Greatist.com](http://www.Greatist.com)



**Let's bring in the
experts...the children**

We think for ourselves

We share our ideas and support our peers

Learning
at Senacre
Wood...

We reflect on our learning

We create and innovate